



How to...

Log in and set up
your password.

SBS Internet banking guides.

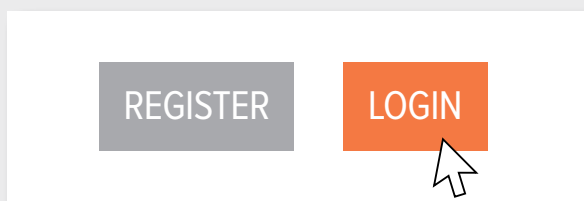


Log in and set up your password.

Register for internet banking by visiting the SBS Bank website sbsbank.co.nz

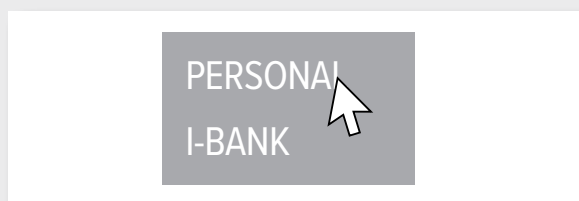
Step 1. ▶

Click on the orange **LOGIN** button at the top of the page.

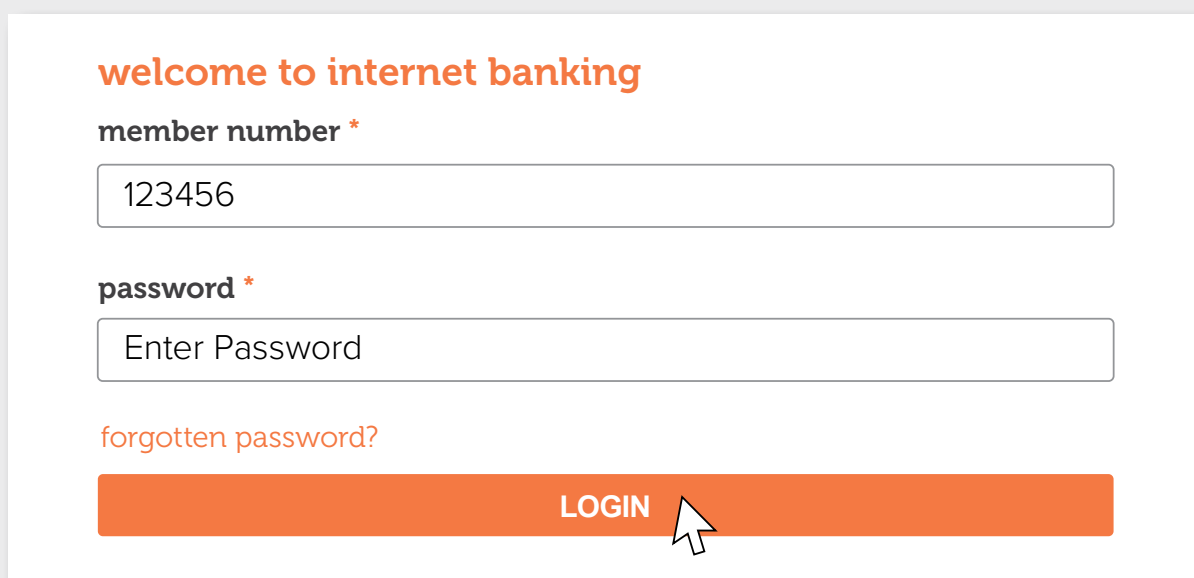


Step 2. ▶

Click on the **PERSONAL** option from the drop-down menu.



Step 3. ▶ Enter your member number and a temporary password. Click the orange **LOGIN** bar.

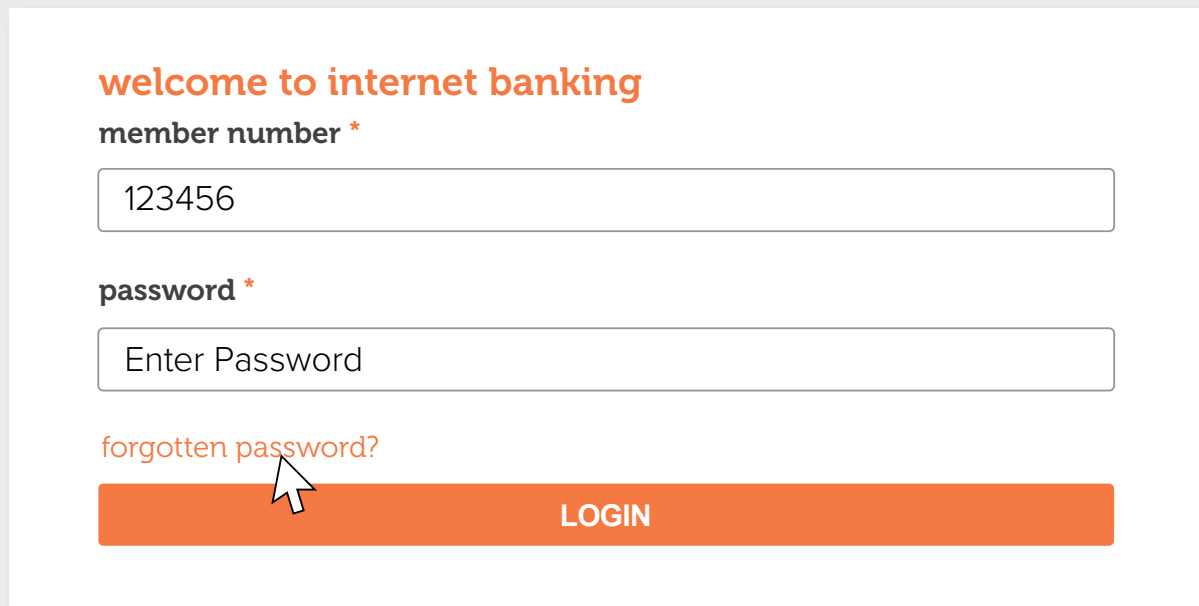
A screenshot of the SBS Bank internet banking login page. At the top, it says 'welcome to internet banking'. Below this are two input fields: 'member number *' containing '123456' and 'password *' containing 'Enter Password'. There is a link for 'forgotten password?'. At the bottom is a large orange 'LOGIN' button with a white mouse cursor pointing at it.

Step 4. ▶ Change your password.

Please **change your password**. It must consist of at least eight characters, including two numbers, one upper case and one lower case letter.

Forgotten your password? Let's reset it.

Step 1. ► Select forgotten password?



welcome to internet banking

member number *

123456

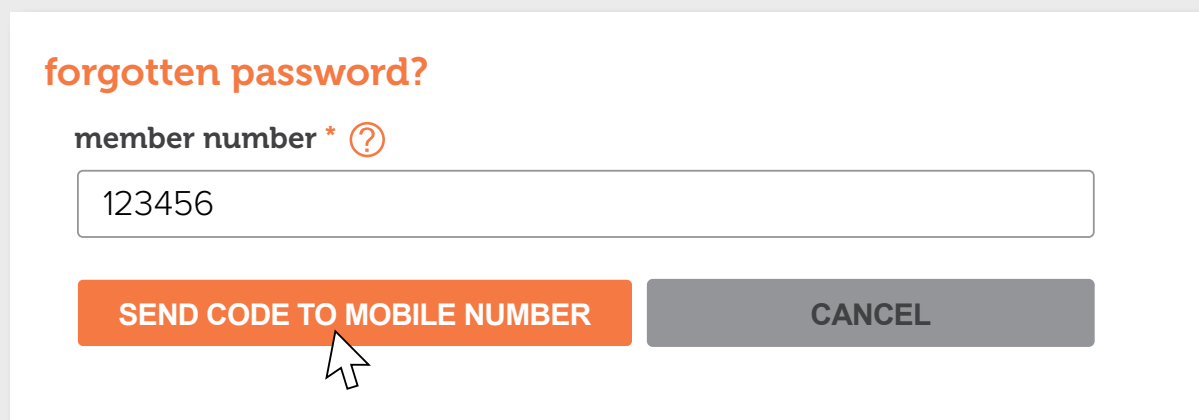
password *

Enter Password

forgot password?

LOGIN

Step 2. ► Enter your member number and click the orange SEND CODE TO MOBILE NUMBER button.



forgot password?

member number * ?


123456

SEND CODE TO MOBILE NUMBER

CANCEL


Step 3. ► You will receive a 6-digit authentication code to your registered mobile, enter the code and click **SET PASSWORD**.

forgotten password?

member number * 

sms authentication code *

SET PASSWORD **CANCEL**



Step 4. ► Enter a new password as instructed. Click **CONTINUE**. You are now able to log into internet banking.


forgotten password?

new password *

please provide a new password. it must consist of at least 8 characters, including 2 numbers and 1 upper case and 1 lower case letter.

retype new password *

CONTINUE **CANCEL**



Check out our full range of 'How to' guides:

[Log in and set up your password](#)

[View accounts, balances and transaction history](#)

[Add a new payee](#)

[Make a payment](#)

[Set up multi-payments](#)

[View and download statements](#)

[Authorise transactions for multiple signatories](#)

You can also follow our 'How to' online videos by visiting our website sbsbank.co.nz/how-to-guides

If you prefer to chat with our friendly team you can give us a call on **0800 727 2265** and we can talk you through it step-by-step.

